

VERMONT DEPARTMENT OF SHERIFFS FISCAL YEAR 2015 BUDGET PRESENTATION

Mission Statement

Sheriffs are elected, county officials responsible for court support services and policing. They provide specialized law enforcement work involving the transportation of prisoners, mentally ill persons, and juveniles who are in the custody of the State of Vermont. They must act as liaisons between the court, the Department of Corrections, and other agencies, and are responsible for the service of all criminal process delivered to their departments. They provide security services during high risk hearings or trials. They also provide general law enforcement services, including the detection and investigation of crime. The Sheriffs strive to provide professional and high quality law enforcement services, including timely, cost-effective custodial transport.

As elected officials, it is up to each individual Sheriff to determine which programs and services they provide to the communities they serve. Each sheriff views their job as “developing, managing, resourcing and directing an organization that is available to the county and supports the daily and emergency needs of Vermont in a professional and cost effective manner.”

Description of Department

Each Sheriff is independently elected by the voters in each of Vermont’s fourteen counties. Their election is provided for in the Vermont Constitution, Article II, Sections 43 and 50. Their powers and duties are set forth in Title 24 V.S.A. Ch. 5. The office of the Executive Director was created to solicit and administer a single budget for the custodial transports of the Sheriffs, and the Department was formed by 24 V.S.A. § 367. The Sheriffs have 40 employees related to custodial transports, including 25 transport deputies.

Core Services and Programs

CUSTODIAL TRANSPORTS

The Sheriffs provide specialized law enforcement services in transporting prisoners, mentally ill persons, and juveniles who are in the custody of the State of Vermont. In Fiscal Year 2013, at the direction of the legislature, the Sheriffs developed and began implementing an online transport scheduling and tracking program for forensic transports. The purpose is to collect data on key performance measures and to maximize the efficiency of the transport program. Because of the unique nature of Vermont's jail system, which utilizes a regional correction system rather than a county-base system, the Sheriffs designed and developed their own custom system. Presently, nine of the fourteen sheriffs' offices are successfully utilizing the system and, since July 1, 2013, the system has tracked 2,700 transports. We are working to implement the tracking system statewide. The system has demonstrated it will enhance efficiency and reduce paperwork.

Key Budget Issues

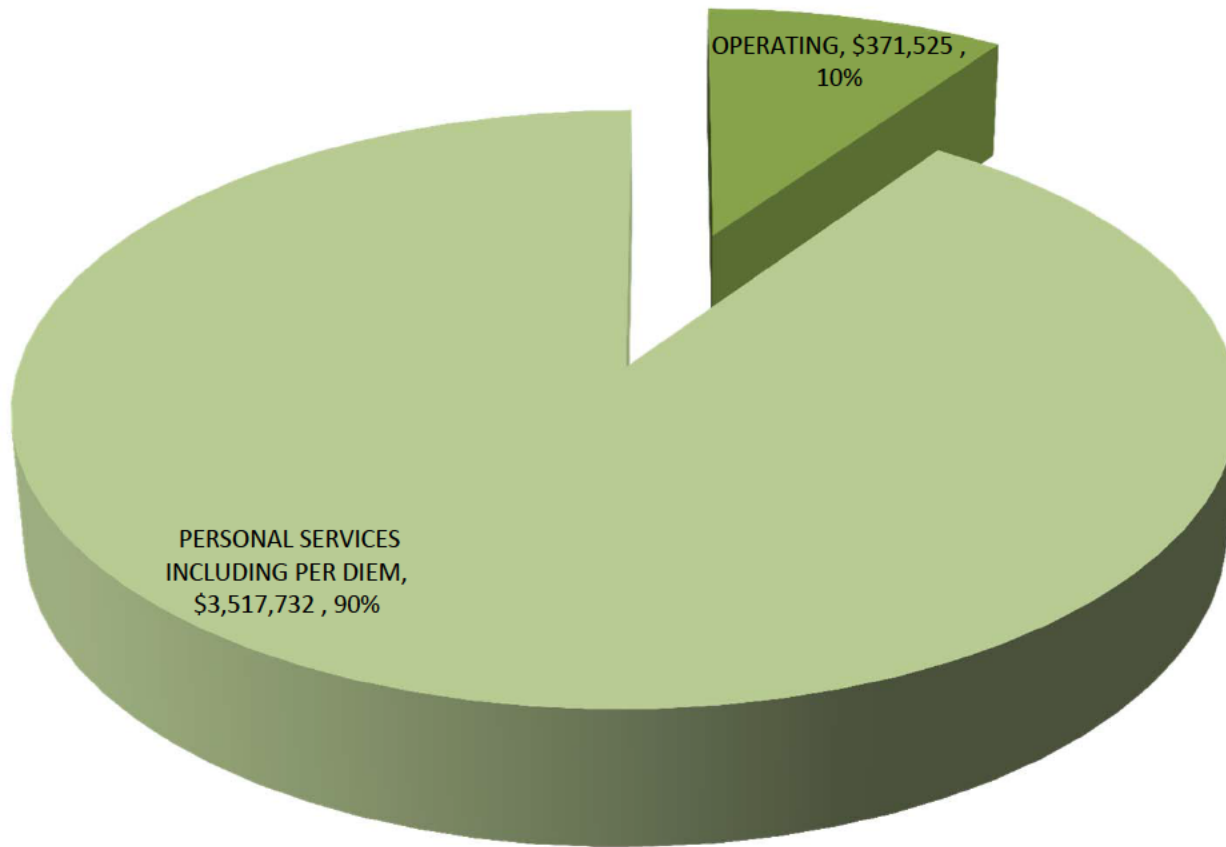
OVERTIME/ EXPANDED HOURS

Increasingly, Transport Deputy Sheriffs are working longer than 80 hours per pay period, often under court order. The Sheriffs have identified a need for greater flexibility in compensating their deputies for hours worked beyond their regularly scheduled hours. The transport deputies have identified Department of Corrections procedures, court scheduling, and travel distances as issues beyond their control, resulting in longer than expected hours which require time worked beyond the normal schedule.

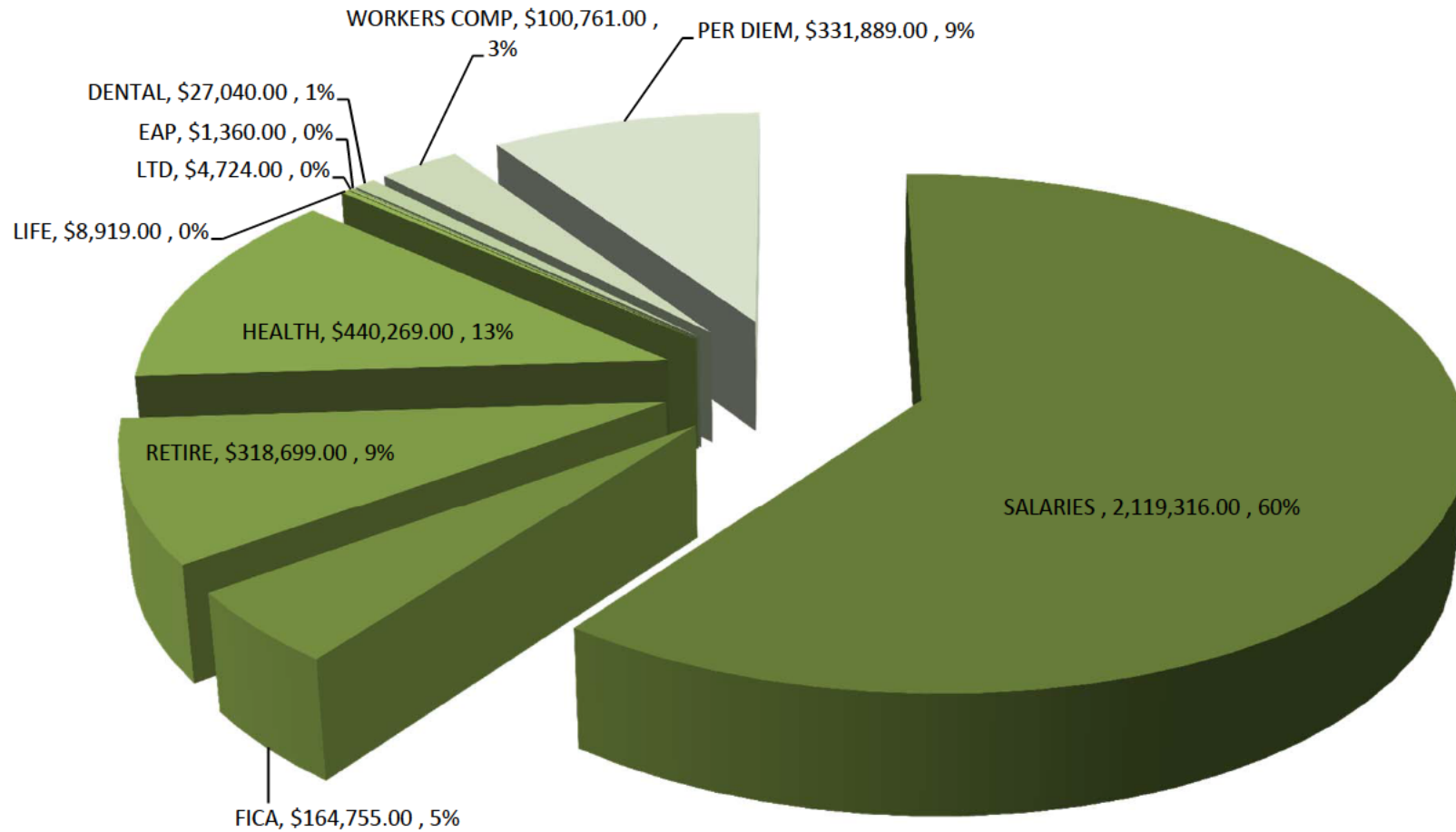
VACANCY SAVINGS

Due to low turnover, the Sheriffs anticipate difficulty in achieving the increased vacancy savings initially required as part of the FY14 budget reduction.

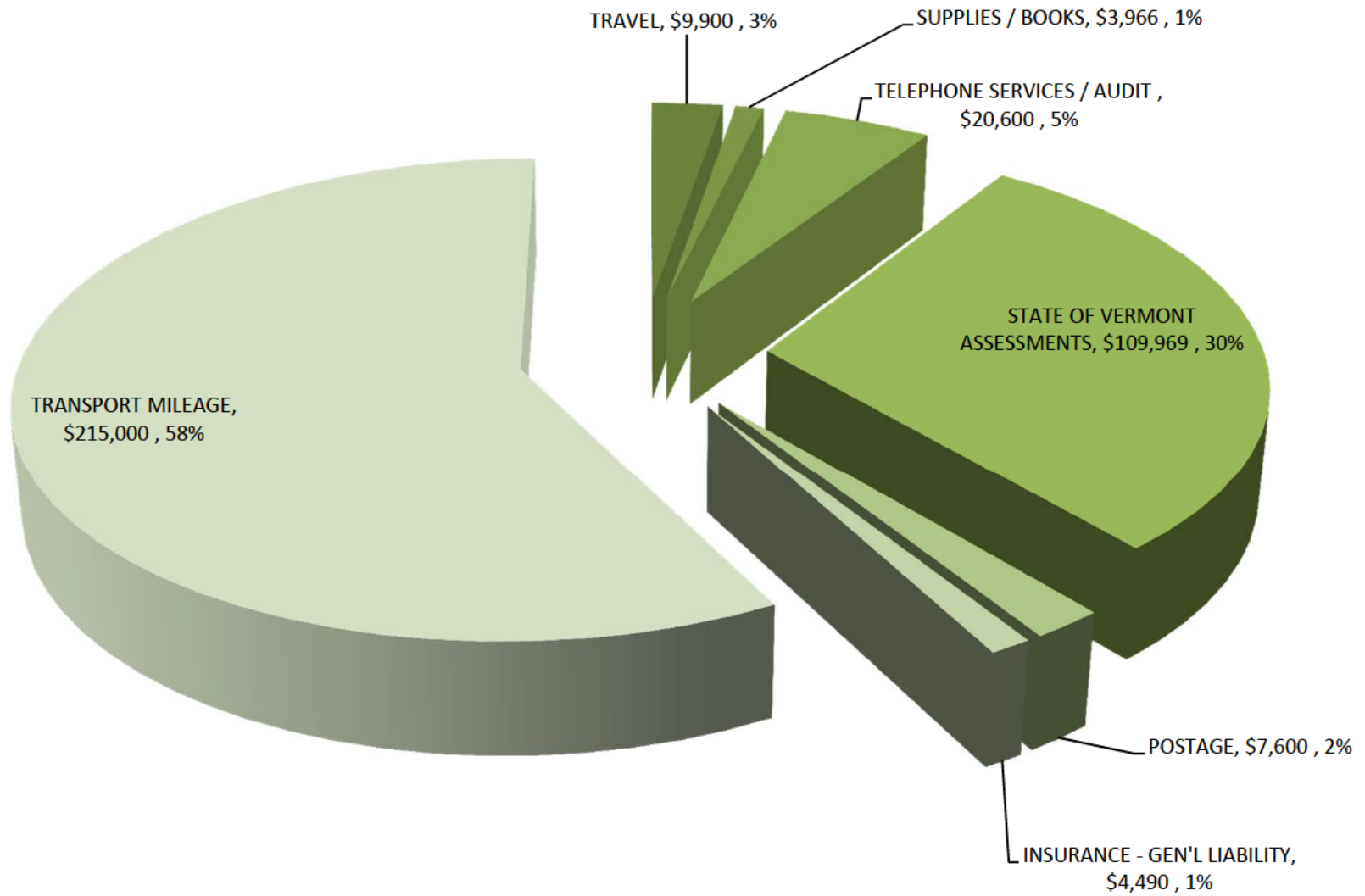
**FY15 Sheriffs Budget -
\$3,889,257**



FY15 Sheriffs Salary, Benefits, Workers Comp, and Per Diem



FY15 Sheriffs Operating Expenses



Fiscal Year 2015 Budget Development Form - Sheriffs								
	General \$\$	Transp \$\$	Special \$\$	Tobacco \$\$	Federal \$\$	Interdept'l Transfer \$\$	All other \$\$	Total \$\$
Approp #1 Sheriffs: FY 2014 Approp	3,828,528							3,828,528
Net Increase in Salaries & Benefits	50,916							50,916
Net Decrease to Workers Comp	(4,283)							(4,283)
Net Decrease to Per Diem	(21,965)							(21,965)
Net Increase to IT/Telecom Services & Equipment	20,649							20,649
Net Increase to Other Purchased Services	15,412							15,412
Subtotal of increases/decreases	60,729	0		0			0	60,729
FY 2015 Governor Recommend	3,889,257	0		0			0	3,889,257
Sheriffs FY 2014 Appropriation	3,828,528	0	0	0	0	0	0	3,828,528
TOTAL INCREASES/DECREASES	60,729	0	0	0	0	0	0	60,729
State's Attorneys FY 2015 Governor Recommend	3,889,257	0	0	0	0	0	0	3,889,257

FY 2015				
DEPARTMENT PROGRAM PROFILE				
DEPARTMENT: SHERIFFS				
	Name and brief narrative description of program (not to exceed 2 sentences for each)	GF \$\$	Total funds \$\$	Authorized positions
FY 2013 expenditures	Transports are the statute mandated function of the Sheriffs	\$3,550,109	\$3,550,109	40
FY 2014 estimated expenditures		\$3,828,528	\$3,828,528	40
FY 2015 budget request		\$3,889,257	\$3,889,257	40
	Total Department			
	FY 2013 expenditures	\$3,550,109	\$3,550,109	40
	FY 2014 estimated expenditures	\$3,828,528	\$3,828,528	40
	FY 2015 budget request	\$3,889,257	\$3,889,257	40

Report ID: VTPB-11-BUDRLLUP

Run Date: 02/06/2014

Run Time: 09:36 AM

State of Vermont

FY2015 Governor's Recommended Budget: Rollup Report

Organization: 2130200000 - Sheriffs

Budget Object Group: 1. PERSONAL SERVICES

Budget Object Rollup Name	FY2013 Actuals	FY2014 Original As Passed Budget	FY2014 Governor's BAA Recommended Budget	FY2015 Governor's Recommended Budget	Difference Between FY2015 Governor's Recommend and FY2014 As Passed	Percent Change FY2015 Governor's Recommend and FY2014 As Passed
Salaries and Wages	1,952,598	2,050,654	2,050,654	2,119,316	68,662	3.3%
Fringe Benefits	934,593	1,088,556	1,088,556	1,066,527	(22,029)	-2.0%
Contracted and 3rd Party Service	4,406	0	0	0	0	0.0%
PerDiem and Other Personal Services	327,135	353,854	353,854	331,889	(21,965)	-6.2%
Budget Object Group Total: 1. PERSONAL SERVICES	3,218,732	3,493,064	3,493,064	3,517,732	24,668	0.7%

Budget Object Group: 2. OPERATING

Budget Object Rollup Name	FY2013 Actuals	FY2014 Original As Passed Budget	FY2014 Governor's BAA Recommended Budget	FY2015 Governor's Recommended Budget	Difference Between FY2015 Governor's Recommend and FY2014 As Passed	Percent Change FY2015 Governor's Recommend and FY2014 As Passed
Equipment	3,063	0	0	0	0	0.0%
IT/Telecom Services and Equipment	25,979	90,910	90,910	111,559	20,649	22.7%
Travel	277,555	224,900	224,900	224,900	0	0.0%
Supplies	15,245	3,966	3,966	3,966	0	0.0%
Other Purchased Services	8,555	15,088	15,088	30,500	15,412	102.1%
Other Operating Expenses	600	600	600	600	0	0.0%
Rental Other	380	0	0	0	0	0.0%
Rental Property	0	0	0	0	0	0.0%
Budget Object Group Total: 2. OPERATING	331,377	335,464	335,464	371,525	36,061	10.7%

Total Expenses	3,550,109	3,828,528	3,828,528	3,889,257	60,729	1.6%
-----------------------	------------------	------------------	------------------	------------------	---------------	-------------

Report ID: VTPB-11-BUDRLLUP

Run Date: 02/06/2014

Run Time: 09:36 AM

State of Vermont

FY2015 Governor's Recommended Budget: Rollup Report

Organization: 2130200000 - Sheriffs

Fund Name	FY2013 Actuals	FY2014 Original As Passed Budget	FY2014 Governor's BAA Recommended Budget	FY2015 Governor's Recommended Budget	Difference Between FY2015 Governor's Recommend and FY2014 As Passed	Percent Change FY2015 Governor's Recommend and FY2014 As Passed
General Funds	3,550,109	3,828,528	3,828,528	3,889,257	60,729	1.6%
Funds Total	3,550,109	3,828,528	3,828,528	3,889,257	60,729	1.6%

Position Count				40		
FTE Total				40		

Report ID: VTPB-07
Run Date: 02/06/2014
Run Time: 09:46 AM

State of Vermont
FY2015 Governor's Recommended Budget: Detail Report

Organization: 2130200000 - Sheriffs

Budget Object Group: 1. PERSONAL SERVICES

		FY2013 Actuals	FY2014 Original As Passed Budget	FY2014 Governor's BAA Recommended Budget	FY2015 Governor's Recommended Budget	Difference Between FY2015 Governor's Recommend and FY2014 As Passed	Percent Change FY2015 Governor's Recommend and FY2014 As Passed
Salaries and Wages							
Description	Code						
Classified Employees	500000	219,562	0	0	0	0	0.0%
Exempt	500010	1,653,790	2,058,654	2,058,654	2,153,669	95,015	4.6%
Overtime	500060	79,246	0	0	0	0	0.0%
Vacancy Turnover Savings	508000	0	(8,000)	(8,000)	(34,353)	(26,353)	329.4%
Total: Salaries and Wages		1,952,598	2,050,654	2,050,654	2,119,316	68,662	3.3%

		FY2013 Actuals	FY2014 Original As Passed Budget	FY2014 Governor's BAA Recommended Budget	FY2015 Governor's Recommended Budget	Difference Between FY2015 Governor's Recommend and FY2014 As Passed	Percent Change FY2015 Governor's Recommend and FY2014 As Passed
Fringe Benefits							
Description	Code						
FICA - Classified Employees	501000	16,335	0	0	0	0	0.0%
FICA - Exempt	501010	127,068	157,481	157,481	164,755	7,274	4.6%
Health Ins - Classified Empl	501500	49,310	0	0	0	0	0.0%
Health Ins - Exempt	501510	335,879	480,837	480,837	440,269	(40,568)	-8.4%
Retirement - Classified Empl	502000	33,090	0	0	0	0	0.0%
Retirement - Exempt	502010	255,505	304,289	304,289	318,699	14,410	4.7%
Dental - Classified Employees	502500	3,153	0	0	0	0	0.0%
Dental - Exempt	502510	25,610	26,000	26,000	27,040	1,040	4.0%
Life Ins - Classified Empl	503000	718	0	0	0	0	0.0%

Report ID: VTPB-07

Run Date: 02/06/2014

Run Time: 09:46 AM

State of Vermont

FY2015 Governor's Recommended Budget: Detail Report

Organization: 2130200000 - Sheriffs

		FY2013 Actuals	FY2014 Original As Passed Budget	FY2014 Governor's BAA Recommended Budget	FY2015 Governor's Recommended Budget	Difference Between FY2015 Governor's Recommend and FY2014 As Passed	Percent Change FY2015 Governor's Recommend and FY2014 As Passed
Fringe Benefits							
Description	Code						
Life Ins - Exempt	503010	5,519	8,848	8,848	8,919	71	0.8%
LTD - Classified Employees	503500	496	0	0	0	0	0.0%
LTD - Exempt	503510	2,907	4,777	4,777	4,724	(53)	-1.1%
EAP - Classified Empl	504000	143	0	0	0	0	0.0%
EAP - Exempt	504010	1,046	1,280	1,280	1,360	80	6.3%
Workers Comp - Ins Premium	505200	77,753	105,044	105,044	100,761	(4,283)	-4.1%
Catamount Health Assessment	505700	62	0	0	0	0	0.0%
Total: Fringe Benefits		934,593	1,088,556	1,088,556	1,066,527	(22,029)	-2.0%

		FY2013 Actuals	FY2014 Original As Passed Budget	FY2014 Governor's BAA Recommended Budget	FY2015 Governor's Recommended Budget	Difference Between FY2015 Governor's Recommend and FY2014 As Passed	Percent Change FY2015 Governor's Recommend and FY2014 As Passed
Contracted and 3rd Party Service							
Description	Code						
Contr&3Rd Pty-Educ & Training	507350	4,406	0	0	0	0	0.0%
Other Contr and 3Rd Pty Serv	507600	0	0	0	0	0	0.0%
Total: Contracted and 3rd Party Service		4,406	0	0	0	0	0.0%

		FY2013 Actuals	FY2014 Original As Passed Budget	FY2014 Governor's BAA Recommended Budget	FY2015 Governor's Recommended Budget	Difference Between FY2015 Governor's Recommend and FY2014 As Passed	Percent Change FY2015 Governor's Recommend and FY2014 As Passed
PerDiem and Other Personal Services							
Description	Code						
Per Diem, Crt Sys, Sheriff Svc	506099	0	353,854	353,854	331,889	(21,965)	-6.2%

Report ID: VTPB-07

Run Date: 02/06/2014

Run Time: 09:46 AM

State of Vermont

FY2015 Governor's Recommended Budget: Detail Report

Organization: 2130200000 - Sheriffs

PerDiem and Other Personal Services		FY2013 Actuals	FY2014 Original As Passed Budget	FY2014 Governor's BAA Recommended Budget	FY2015 Governor's Recommended Budget	Difference Between FY2015 Governor's Recommend and FY2014 As Passed	Percent Change FY2015 Governor's Recommend and FY2014 As Passed
Description	Code						
Other Pers Serv	506200	326,824	0	0	0	0	0.0%
Service of Papers	506240	311	0	0	0	0	0.0%
Total: PerDiem and Other Personal Services:		327,135	353,854	353,854	331,889	(21,965)	-6.2%
Total: 1. PERSONAL SERVICES		3,218,732	3,493,064	3,493,064	3,517,732	24,668	0.7%

Budget Object Group: 2. OPERATING

Equipment		FY2013 Actuals	FY2014 Original As Passed Budget	FY2014 Governor's BAA Recommended Budget	FY2015 Governor's Recommended Budget	Difference Between FY2015 Governor's Recommend and FY2014 As Passed	Percent Change FY2015 Governor's Recommend and FY2014 As Passed
Description	Code						
Office Equipment	522410	1,950	0	0	0	0	0.0%
Communications Equipment	522430	371	0	0	0	0	0.0%
Furniture & Fixtures	522700	742	0	0	0	0	0.0%
Total: Equipment		3,063	0	0	0	0	0.0%

IT/Telecom Services and Equipment		FY2013 Actuals	FY2014 Original As Passed Budget	FY2014 Governor's BAA Recommended Budget	FY2015 Governor's Recommended Budget	Difference Between FY2015 Governor's Recommend and FY2014 As Passed	Percent Change FY2015 Governor's Recommend and FY2014 As Passed
Description	Code						
Telecom-Telephone Services	516652	5,106	10,000	10,000	10,000	0	0.0%

Report ID: VTPB-07

Run Date: 02/06/2014

Run Time: 09:46 AM

State of Vermont

FY2015 Governor's Recommended Budget: Detail Report

Organization: 2130200000 - Sheriffs

		FY2013 Actuals	FY2014 Original As Passed Budget	FY2014 Governor's BAA Recommended Budget	FY2015 Governor's Recommended Budget	Difference Between FY2015 Governor's Recommend and FY2014 As Passed	Percent Change FY2015 Governor's Recommend and FY2014 As Passed
IT/Telecom Services and Equipment							
Description	Code						
It Intsvccost-Vision/Isdassess	516671	11,543	18,438	18,438	37,628	19,190	104.1%
It Intsvccost- Dii - Telephone	516672	5,875	10,000	10,000	10,000	0	0.0%
It Inter Svc Cost User Support	516678	0	7,759	7,759	7,759	0	0.0%
It Int Svc Dii Allocated Fee	516685	0	44,713	44,713	46,172	1,459	3.3%
Software - Other	522220	3,455	0	0	0	0	0.0%
Total: IT/Telecom Services and Equipment		25,979	90,910	90,910	111,559	20,649	22.7%

		FY2013 Actuals	FY2014 Original As Passed Budget	FY2014 Governor's BAA Recommended Budget	FY2015 Governor's Recommended Budget	Difference Between FY2015 Governor's Recommend and FY2014 As Passed	Percent Change FY2015 Governor's Recommend and FY2014 As Passed
Other Operating Expenses							
Description	Code						
Single Audit Allocation	523620	600	600	600	600	0	0.0%
Total: Other Operating Expenses		600	600	600	600	0	0.0%

		FY2013 Actuals	FY2014 Original As Passed Budget	FY2014 Governor's BAA Recommended Budget	FY2015 Governor's Recommended Budget	Difference Between FY2015 Governor's Recommend and FY2014 As Passed	Percent Change FY2015 Governor's Recommend and FY2014 As Passed
Other Purchased Services							
Description	Code						
Insurance Other Than Empl Bene	516000	161	260	260	263	3	1.2%
Insurance - General Liability	516010	3,964	4,084	4,084	4,227	143	3.5%
Licenses	516550	25	0	0	0	0	0.0%
Printing and Binding	517000	760	0	0	0	0	0.0%

Report ID: VTPB-07
Run Date: 02/06/2014
Run Time: 09:46 AM

State of Vermont
FY2015 Governor's Recommended Budget: Detail Report

Organization: 2130200000 - Sheriffs

		FY2013 Actuals	FY2014 Original As Passed Budget	FY2014 Governor's BAA Recommended Budget	FY2015 Governor's Recommended Budget	Difference Between FY2015 Governor's Recommend and FY2014 As Passed	Percent Change FY2015 Governor's Recommend and FY2014 As Passed
Other Purchased Services							
Description	Code						
Photocopying	517020	55	0	0	0	0	0.0%
Postage	517200	3,566	7,600	7,600	7,600	0	0.0%
Travel-Crim Inquest-Grandjury	518356	25	0	0	0	0	0.0%
Human Resources Services	519006	0	3,144	3,144	18,410	15,266	485.6%
Total: Other Purchased Services		8,555	15,088	15,088	30,500	15,412	102.1%

		FY2013 Actuals				Difference Between Recommend and As Passed	Percent Change Recommend and As Passed
Rental Other							
Description	Code						
Rental - Office Equipment	514650	380	0	0	0	0	0.0%
Total: Rental Other		380	0	0	0	0	0.0%

			FY2014 Original As Passed Budget	FY2014 Governor's BAA Recommended Budget	FY2015 Governor's Recommended Budget	Difference Between FY2015 Governor's Recommend and FY2014 As Passed	Percent Change FY2015 Governor's Recommend and FY2014 As Passed
Rental Property							
Description	Code						
Fee-For-Space Charge	515010	0	0	0	0	0	0.0%
Total: Rental Property		0	0	0	0	0	0.0%

Report ID: VTPB-07

Run Date: 02/06/2014

Run Time: 09:46 AM

State of Vermont

FY2015 Governor's Recommended Budget: Detail Report

Organization: 2130200000 - Sheriffs

		FY2013 Actuals	FY2014 Original As Passed Budget	FY2014 Governor's BAA Recommended Budget	FY2015 Governor's Recommended Budget	Difference Between FY2015 Governor's Recommend and FY2014 As Passed	Percent Change FY2015 Governor's Recommend and FY2014 As Passed
Supplies							
Description	Code						
Office Supplies	520000	1,800	3,466	3,466	3,466	0	0.0%
Fire, Protection & Safety	520590	13,060	0	0	0	0	0.0%
Books&Periodicals-Library/Educ	521500	385	500	500	500	0	0.0%
Total: Supplies		15,245	3,966	3,966	3,966	0	0.0%

		FY2013 Actuals	FY2014 Original As Passed Budget	FY2014 Governor's BAA Recommended Budget	FY2015 Governor's Recommended Budget	Difference Between FY2015 Governor's Recommend and FY2014 As Passed	Percent Change FY2015 Governor's Recommend and FY2014 As Passed
Travel							
Description	Code						
Travel-Inst-Auto Mileage-Emp	518000	9,212	500	500	500	0	0.0%
Travel-Inst-Meals-Emp	518020	139	0	0	0	0	0.0%
Travel-Inst-Lodging-Emp	518030	0	1,000	1,000	1,000	0	0.0%
Travel-Inst-Incidentals-Emp	518040	258,862	215,000	215,000	215,000	0	0.0%
Travel-Inst-Auto Mileage-Nonemp	518300	3,246	3,400	3,400	3,400	0	0.0%
Travel-Inst-Meals-Nonemp	518320	147	0	0	0	0	0.0%
Travel-Inst-Lodging-Nonemp	518330	5,900	5,000	5,000	5,000	0	0.0%
Travel-Outst-Meals-Emp	518520	38	0	0	0	0	0.0%
Travel-Outst-Incidentals-Emp	518540	8	0	0	0	0	0.0%
Travel-Outst-Meals-Nonemp	518720	3	0	0	0	0	0.0%
Total: Travel		277,555	224,900	224,900	224,900	0	0.0%

Total: 2. OPERATING		331,377	335,464	335,464	371,525	36,061	10.7%
----------------------------	--	----------------	----------------	----------------	----------------	---------------	--------------

Total Expenses:		3,550,109	3,828,528	3,828,528	3,889,257	60,729	1.6%
------------------------	--	------------------	------------------	------------------	------------------	---------------	-------------

Report ID: VTPB-07
 Run Date: 02/06/2014
 Run Time: 09:46 AM

State of Vermont
FY2015 Governor's Recommended Budget: Detail Report

Fund Name	Fund Code	FY2013 Actuals	FY2014 Original As Passed Budget	FY2014 Governor's BAA Recommended Budget	FY2015 Governor's Recommended Budget	Difference Between FY2015 Governor's Recommend and FY2014 As Passed	Percent Change FY2015 Governor's Recommend and FY2014 As Passed
General Fund	10000	3,550,109	3,828,528	3,828,528	3,889,257	60,729	1.6%
Funds Total:		3,550,109	3,828,528	3,828,528	3,889,257	60,729	1.6%
Position Count					40		
FTE Total					40		

Report ID : VTPB - 14
Run Date : 02/06/2014
Run Time : 09:53 AM

State of Vermont
FY2015 Governor's Recommended Budget
Position Summary Report

2130200000-Sheriffs

Position Number	Classification	FTE	Count	Gross Salary	Benefits Total	Statutory Total	Total
257056	90600P - Sheriff-Addison	1	1	63,170	7,443	4,833	75,446
257057	90610P - Sheriff-Bennington	1	1	70,179	30,755	5,369	106,303
257058	90620P - Sheriff-Caledonia	1	1	70,179	30,755	5,369	106,303
257059	90630P - Sheriff-Chittenden	1	1	74,256	26,199	5,681	106,136
257060	90640P - Sheriff-Essex	1	1	70,179	30,755	5,369	106,303
257061	90650P - Sheriff-Franklin	1	1	70,179	25,962	5,369	101,510
257062	90660P - Sheriff-Grand Isle	1	1	63,170	13,834	4,833	81,837
257063	90670P - Sheriff-Lamoille	1	1	70,179	30,755	5,369	106,303
257064	90680P - Sheriff-Orange	1	1	70,179	20,972	5,369	96,520
257065	90690P - Sheriff-Orleans	1	1	63,170	18,325	4,833	86,328
257066	90700P - Sheriff-Rutland	1	1	70,179	14,581	5,369	90,129
257067	90710P - Sheriff-Washington	1	1	70,179	25,765	5,369	101,313

Report ID : VTPB - 14
Run Date : 02/06/2014
Run Time : 09:53 AM

State of Vermont
FY2015 Governor's Recommended Budget
Position Summary Report

Position Number	Classification	FTE	Count	Gross Salary	Benefits Total	Statutory Total	Total
257068	90720P - Sheriff-Windham	1	1	70,179	28,452	5,369	104,000
257069	90730P - Sheriff-Windsor	1	1	70,179	25,962	5,369	101,510
257070	94560E - Deputy Sheriff	1	1	54,440	24,087	4,164	82,691
257071	94560E - Deputy Sheriff	1	1	44,214	8,566	3,382	56,162
257072	94560E - Deputy Sheriff	1	1	54,440	23,954	4,164	82,558
257073	94560E - Deputy Sheriff	1	1	41,392	7,963	3,166	52,521
257074	94560E - Deputy Sheriff	1	1	51,428	9,847	3,935	65,210
257076	94560E - Deputy Sheriff	1	1	40,098	14,128	3,067	57,293
257077	94560E - Deputy Sheriff	1	1	44,214	26,141	3,382	73,737
257078	94560E - Deputy Sheriff	1	1	44,214	26,141	3,382	73,737
257079	94560E - Deputy Sheriff	1	1	45,657	21,604	3,493	70,754
257080	94560E - Deputy Sheriff	1	1	51,428	27,422	3,935	82,785
257081	94560E - Deputy Sheriff	1	1	52,891	27,683	4,046	84,620
257083	94560E - Deputy Sheriff	1	1	44,214	14,957	3,382	62,553

Report ID : VTPB - 14
Run Date : 02/06/2014
Run Time : 09:53 AM

State of Vermont
FY2015 Governor's Recommended Budget
Position Summary Report

Position Number	Classification	FTE	Count	Gross Salary	Benefits Total	Statutory Total	Total
257084	94560E - Deputy Sheriff	1	1	44,214	8,566	3,382	56,162
257085	94560E - Deputy Sheriff	1	1	44,214	21,348	3,382	68,944
257094	94560E - Deputy Sheriff	1	1	56,010	17,053	4,285	77,348
257103	94560E - Deputy Sheriff	1	1	38,677	25,157	2,959	66,793
257104	04080B - Personnel Officer	1	1	36,067	4,554	2,759	43,380
257131	94560E - Deputy Sheriff	1	1	40,098	25,312	3,067	68,477
257132	94560E - Deputy Sheriff	1	1	40,098	7,737	3,067	50,902
257133	94560E - Deputy Sheriff	1	1	40,098	25,410	3,067	68,575
257134	94560E - Deputy Sheriff	1	1	50,027	12,433	3,827	66,287
257135	94560E - Deputy Sheriff	1	1	52,891	6,347	4,046	63,284
257136	94560E - Deputy Sheriff	1	1	47,184	26,668	3,609	77,461
257137	94560E - Deputy Sheriff	1	1	45,657	26,397	3,493	75,547
257138	94560E - Deputy Sheriff	1	1	42,856	8,325	3,278	54,459
257139	94560E - Deputy Sheriff	1	1	41,392	22,696	3,166	67,254

Report ID : VTPB - 14
Run Date : 02/06/2014
Run Time : 09:53 AM

State of Vermont
FY2015 Governor's Recommended Budget
Position Summary Report

Position Number	Classification	FTE	Count	Gross Salary	Benefits Total	Statutory Total	Total
Total		40	40	2,153,669	801,011	164,755	3,119,435

Fund Code	Fund Name	FTE	Count	Gross Salary	Benefits Total	Statutory Total	Total
10000	General Fund	40	40	2,153,669	801,011	164,755	3,119,435
Total		40.00	40	2,153,669	801,011	164,755	3,119,435

Note: Numbers may not sum to total due to rounding.